

OPERATIONAL PRICE MONITORING FOR FEED VITAMINS

25th week 2023
19 – 25 June



This report is for the client company's employees' use only. No part of the report may be distributed, quoted or reproduced for use outside the client company without prior written permission from Feedlot. The prices shown in Feedlot reports are estimates based on information obtained from market participants and industry unions in various countries. This information may be used as an indicator and not as a recommendation for a sale or purchase price.

CONTENTS

01 COMPARATIVE DYNAMICS OF PRICES FOR FEED AMINO ACIDS IN EUROPE, CHINA AND THE RUSSIAN FEDERATION

02 PRICES FOR FEED AMINO ACIDS IN RUSSIA

03 DYNAMICS OF FEED PRICES IN CHINA

04 DYNAMICS OF PRICES FOR GRAIN CROPS

05 INDUSTRY NEWS OF THE WEEK





@FEEDLOT_RU



This research is a marketing analysis of the market of herbicides (*plant protection products*) in Russia.

FEEDLOT analysts have analyzed the industry in the current economic situation.

Analysis period: 2017-2022, Q1 2023.

Object of research: the herbicide market in Russia

The report consists of 85 slides
(170 charts, 26 tables, 2 figures).

Standard package – 79 000 rubles
(pdf report).

Extended package – 109 000 rubles
(pdf report + excel data)

Pro package - 129 000 rubles
(pdf report + excel data + extended statistics)

Service period – 1 to 3 working days after payment.

[DOWNLOAD A DEMOVERSION](#)

01

COMPARATIVE DYNAMICS OF PRICES FOR FEED AMINO ACIDS IN EUROPE, CHINA AND THE RUSSIAN FEDERATION

[Methionine](#)

[Lysine HCL](#)

[Lysine sulfate 70%](#)

[Threonine](#)

[Tryptophan](#)

[Valine](#)

[Arginine](#)










[Isoleucine](#)

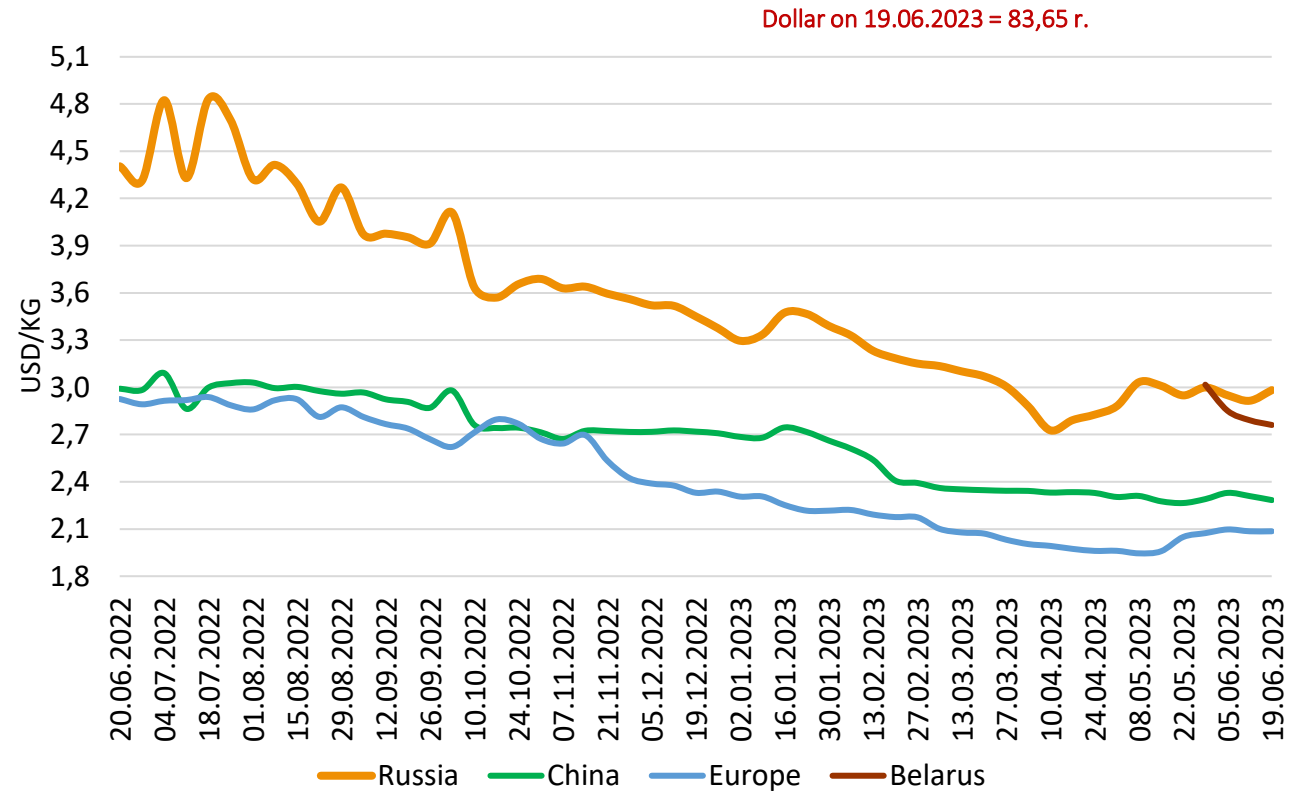
[Betaine](#)

[Taurine](#)



METHIONINE

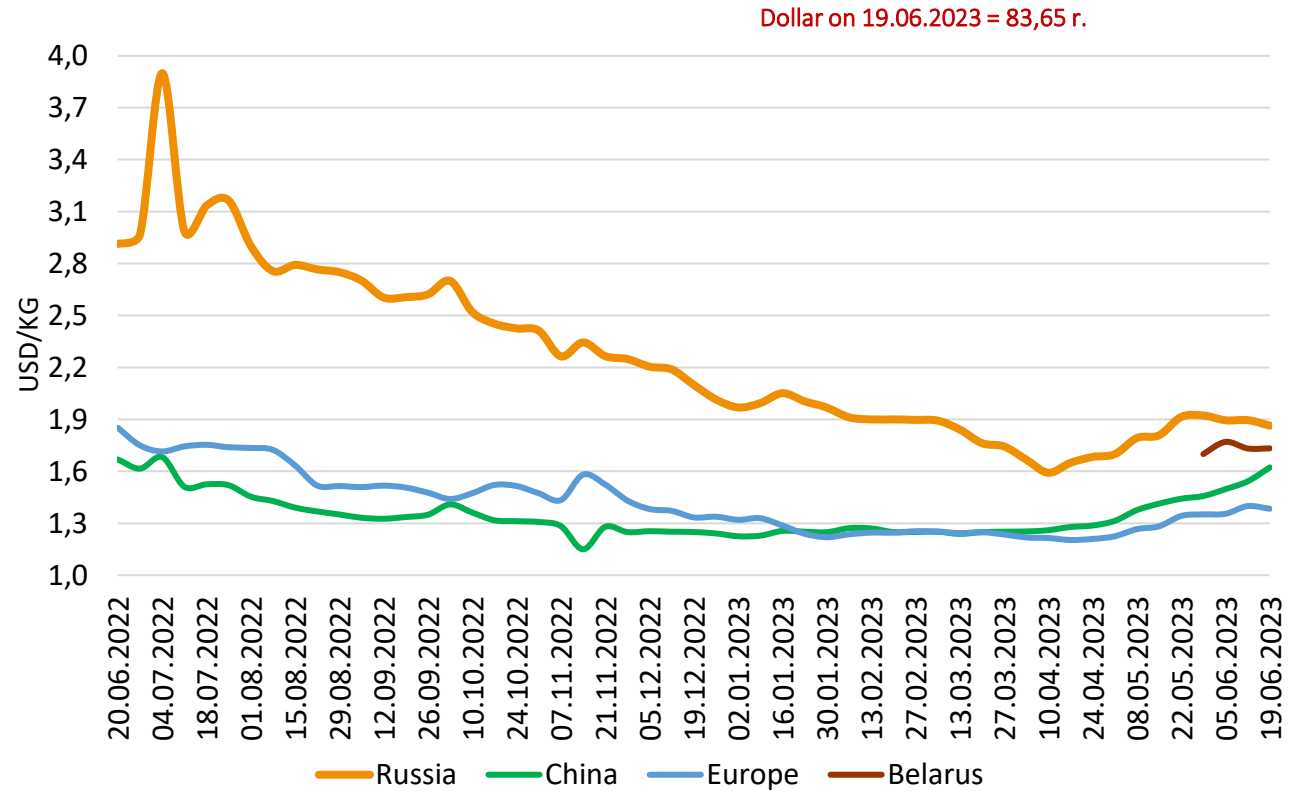
	Price change		
	WOW	MOM	YOY
Russia 2,98 USD/kg	 2,3%	 1,1%	 32,3%
China 2,28 USD/kg	 1,1%	 0,8%	 23,6%
Europe 2,09 USD/kg	 0%	 1,8%	 28,7%



RF: monitoring of wholesale prices is based on data from open sources, tender sites, information from market participants. Average bid price with VAT
 EU: average wholesale prices including VAT DDP
 China: average wholesale prices with VAT EXW










THREONINE

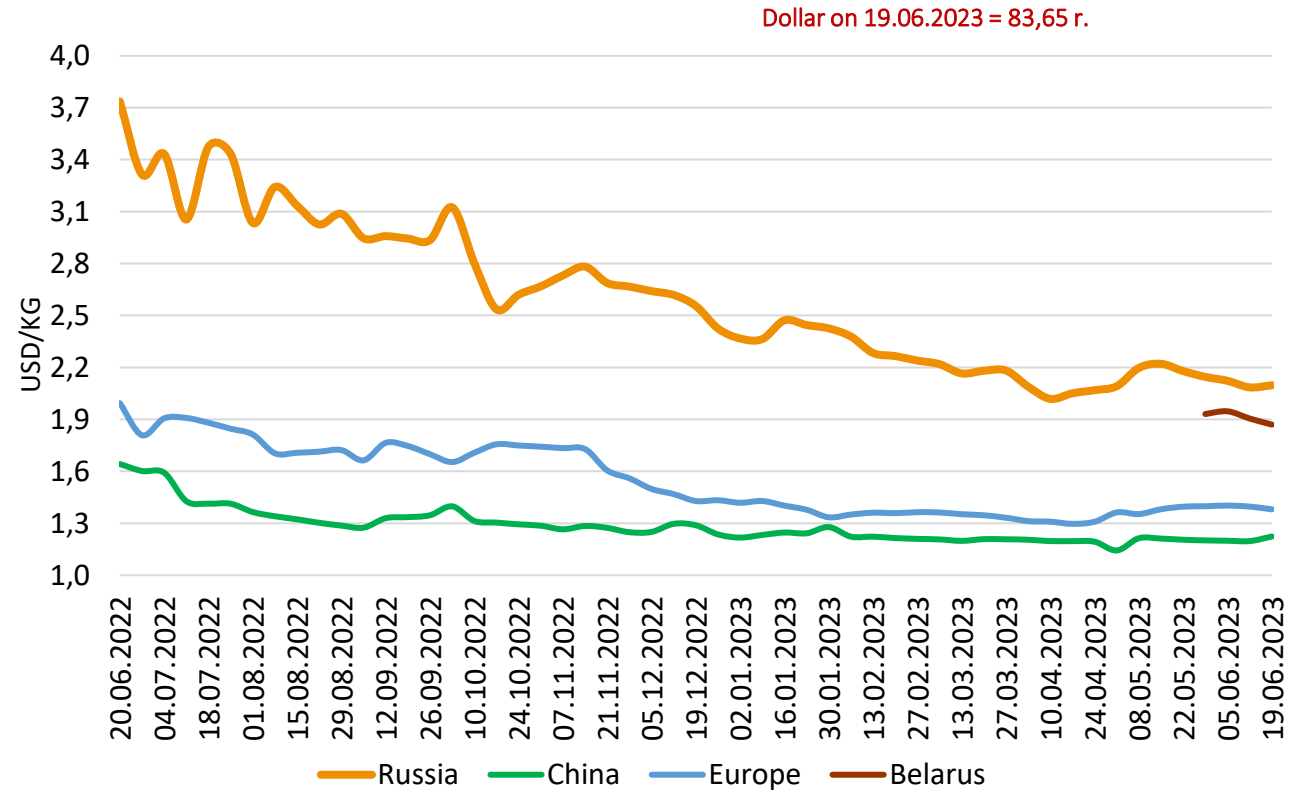
	Price change		
	WOW	MOM	YOY
Russia 1,86 USD/kg	↓ 1,7%	↓ 2,6%	↓ 36,0%
China 1,62 USD/kg	↑ 5,2%	↑ 12,6%	↓ 2,7%
Europe 1,38 USD/kg	↓ 1,1%	↑ 3,0%	↓ 25,2%



RF: monitoring of wholesale prices is based on data from open sources, tender sites, information from market participants. Average bid price with VAT
 EU: average wholesale prices including VAT DDP
 China: average wholesale prices with VAT EXW










LYSINE HCL

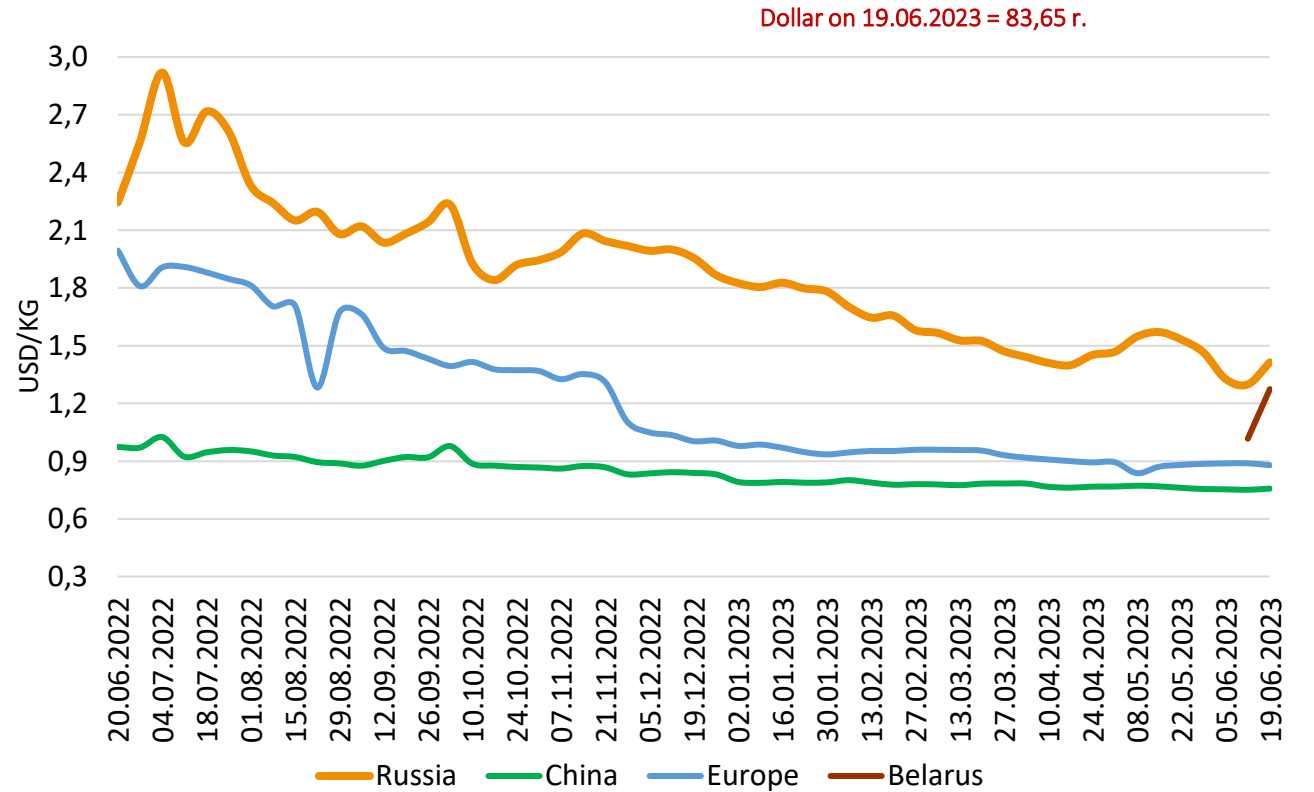
	Price change		
	WOW	MOM	YOY
Russia 2,10 USD/kg	 0,6%	 3,8%	 43,9%
China 1,22 USD/kg	 2,2%	 1,5%	 25,5%
Europe 1,38 USD/kg	 1,1%	 1,1%	 30,8%



RF: monitoring of wholesale prices is based on data from open sources, tender sites, information from market participants. Average bid price with VAT
 EU: average wholesale prices including VAT DDP
 China: average wholesale prices with VAT EXW










LYSINE SULFATE 70%

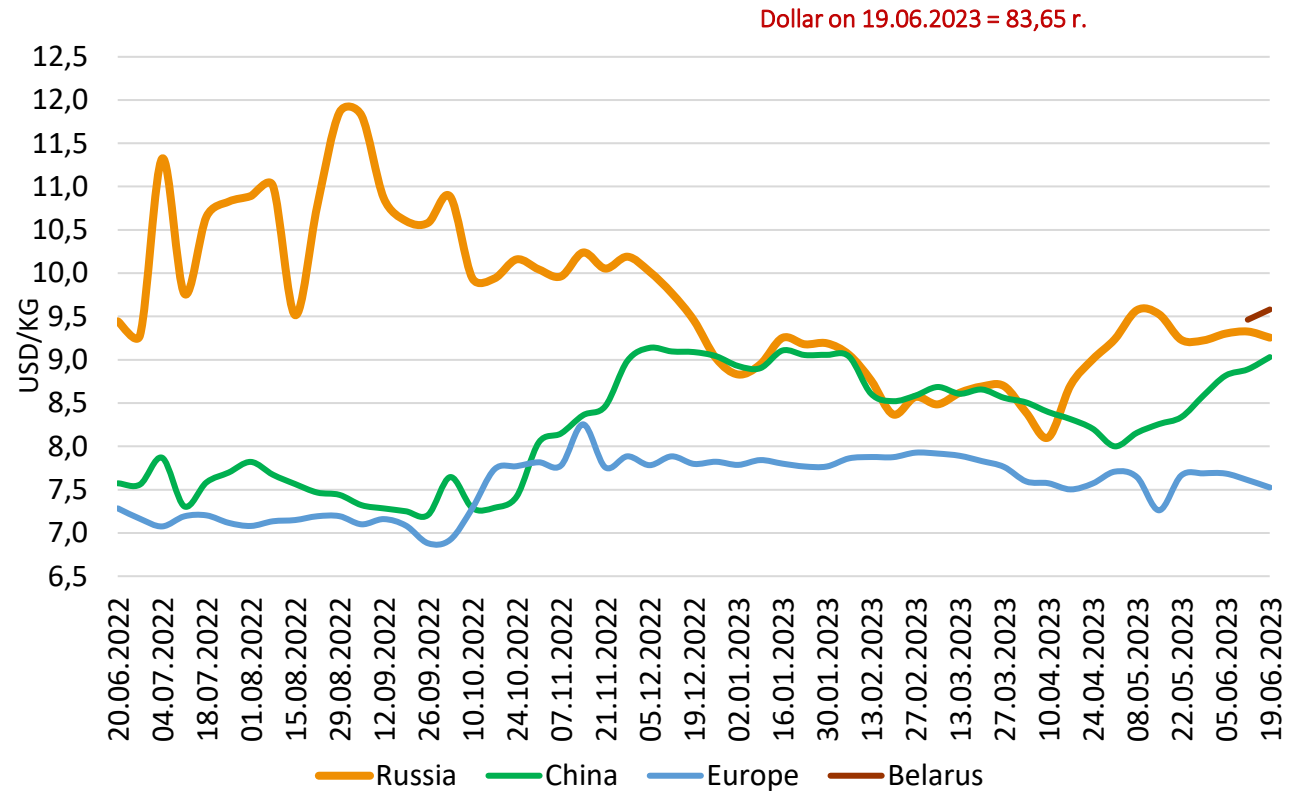
	Price change		
	WOW	MOM	YOY
Russia 1,41 USD/kg	 8,8%	 7,7%	 37,0%
China 0,76 USD/kg	 0,8%	 0,5%	 22,3%
Europe 0,88 USD/kg	 1,1%	 0,2%	 56,0%



RF: monitoring of wholesale prices is based on data from open sources, tender sites, information from market participants. Average bid price with VAT
 EU: average wholesale prices including VAT DDP
 China: average wholesale prices with VAT EXW

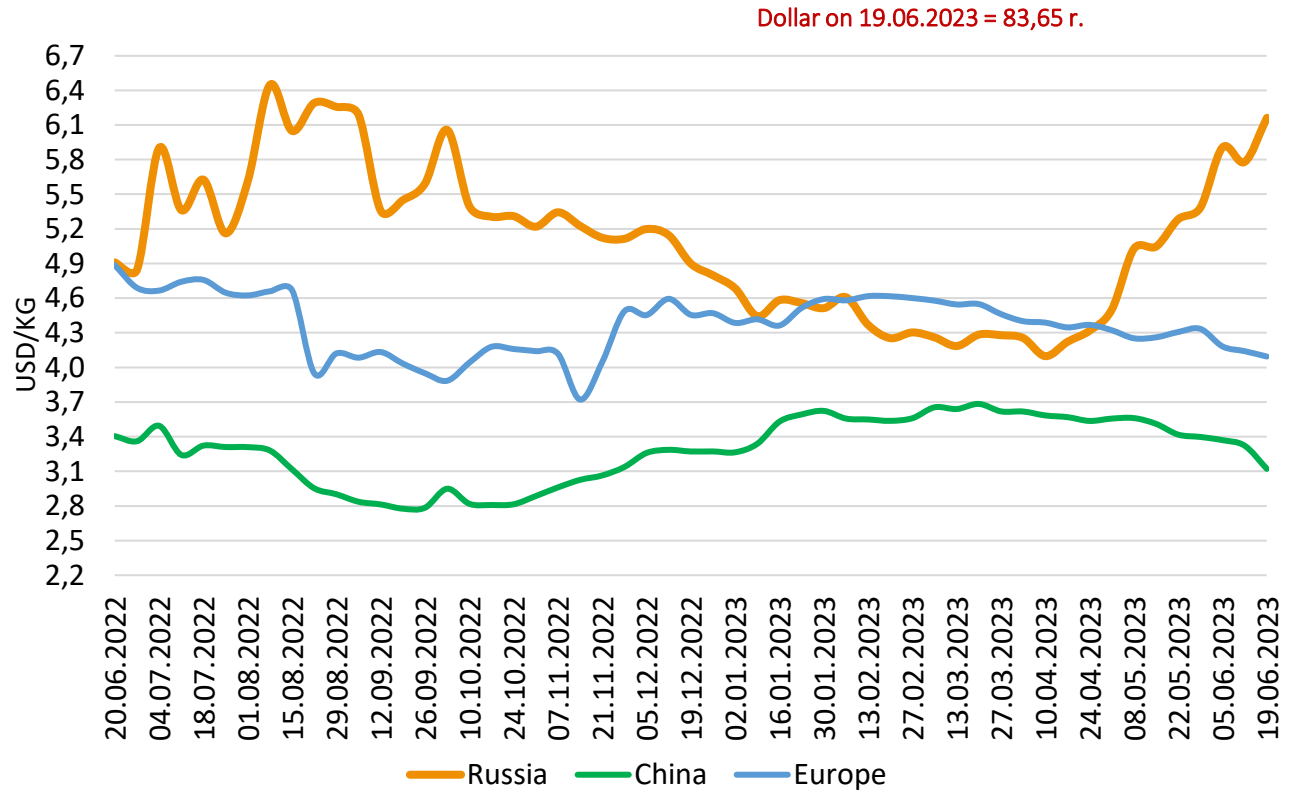
TRYPTOPHAN

	Price change		
	WOW	MOM	YOY
Russia 9,26 USD/kg	 0,8%	 0,3%	 2,0%
China 9,03 USD/kg	 1,6%	 8,3%	 19,2%
Europe 7,53 USD/kg	 1,1%	 1,8%	 3,3%



VALINE

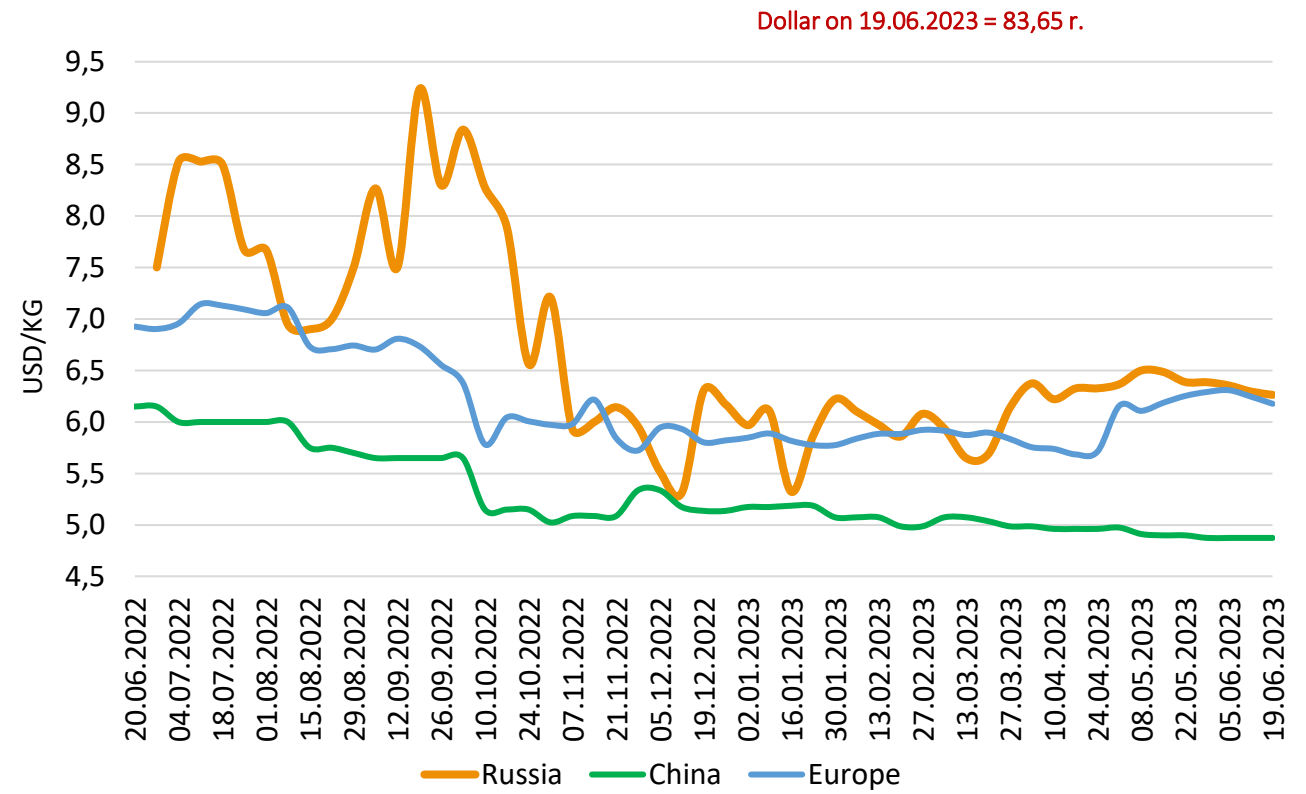
	Price change		
	WOW	MOM	YOY
Russia 6,16 USD/kg	↑ 6,6%	↑ 16,6%	↑ 25,5%
China 3,12 USD/kg	↓ 6,0%	↓ 8,7%	↓ 8,3%
Europe 4,09 USD/kg	↓ 1,1%	↓ 4,9%	↓ 16,2%



RF: monitoring of wholesale prices is based on data from open sources, tender sites, information from market participants. Average bid price with VAT
 EU: average wholesale prices including VAT DDP
 China: average wholesale prices with VAT EXW

ARGININE

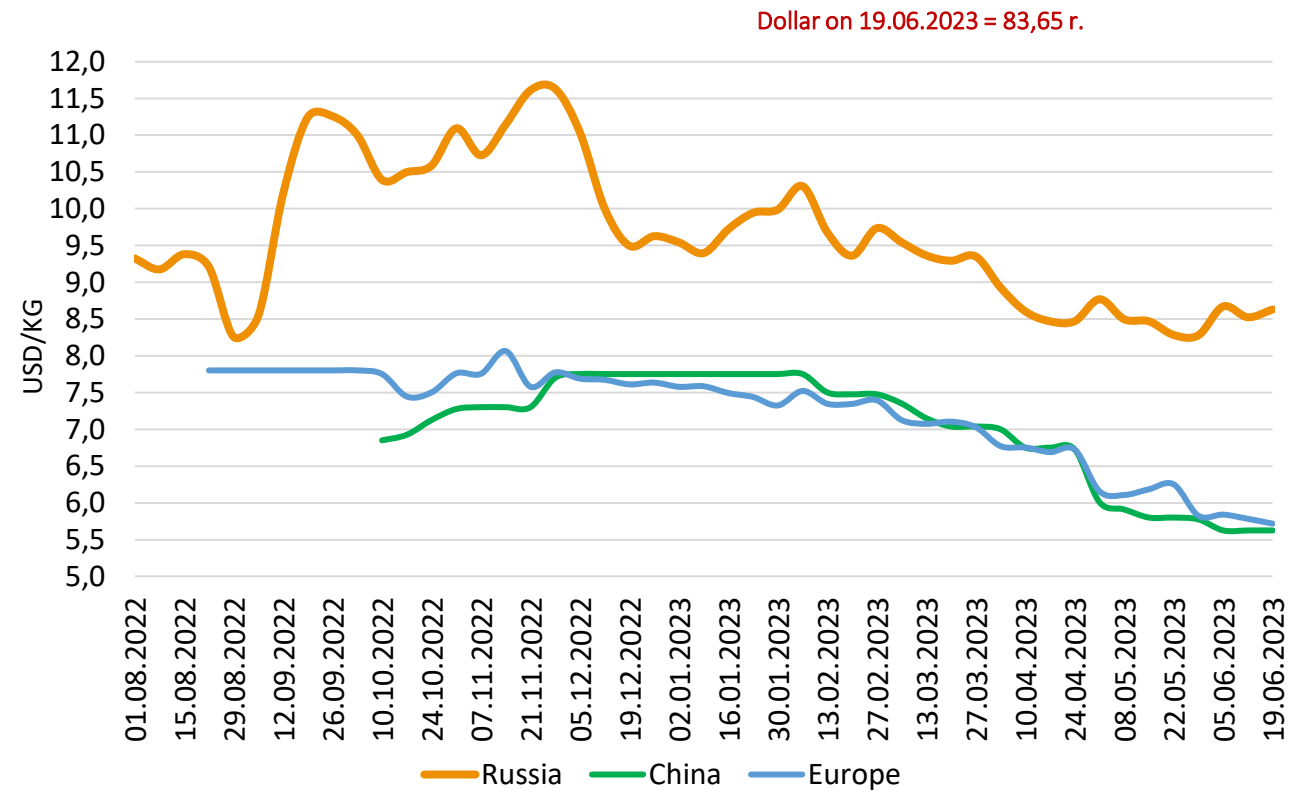
	Price change		
	WOW	MOM	YOY
Russia 6,26 USD/kg	↓ 0,5%	↓ 2,0%	↓ 16,5%
China 4,88 USD/kg	→ 0%	↓ 0,5%	↓ 20,7%
Europe 6,18 USD/kg	↓ 1,1%	↓ 1,2%	↓ 10,8%



RF: monitoring of wholesale prices is based on data from open sources, tender sites, information from market participants. Average bid price with VAT
 EU: average wholesale prices including VAT DDP
 China: average wholesale prices with VAT EXW

ISOLEUCINE

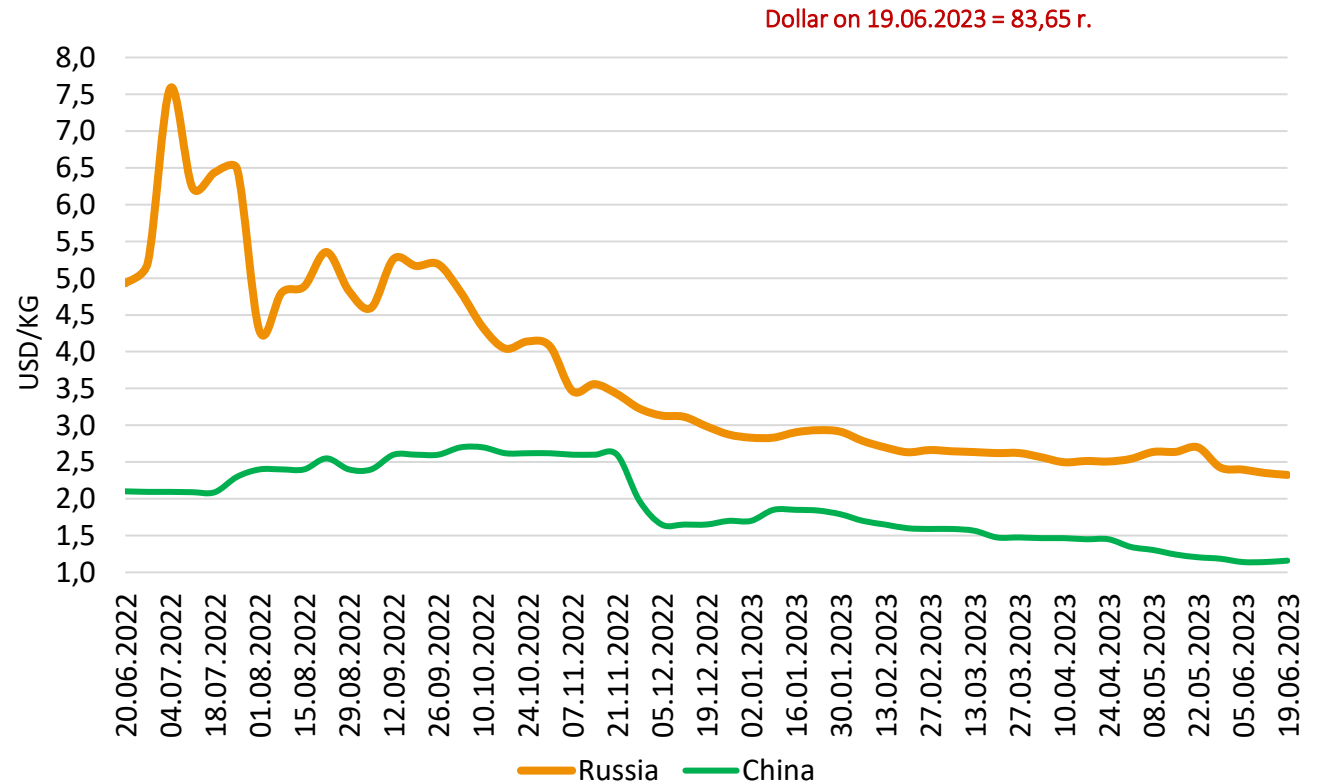
	Price change	
	WOW	MOM
Russia 8,63 USD/kg	↑ 1,2%	↑ 4,2%
China 5,63 USD/kg	— 0%	↓ 3,0%
Europe 5,72 USD/kg	↓ 1,1%	↓ 8,5%



RF: monitoring of wholesale prices is based on data from open sources, tender sites, information from market participants. Average bid price with VAT
 EU: average wholesale prices including VAT DDP
 China: average wholesale prices with VAT EXW

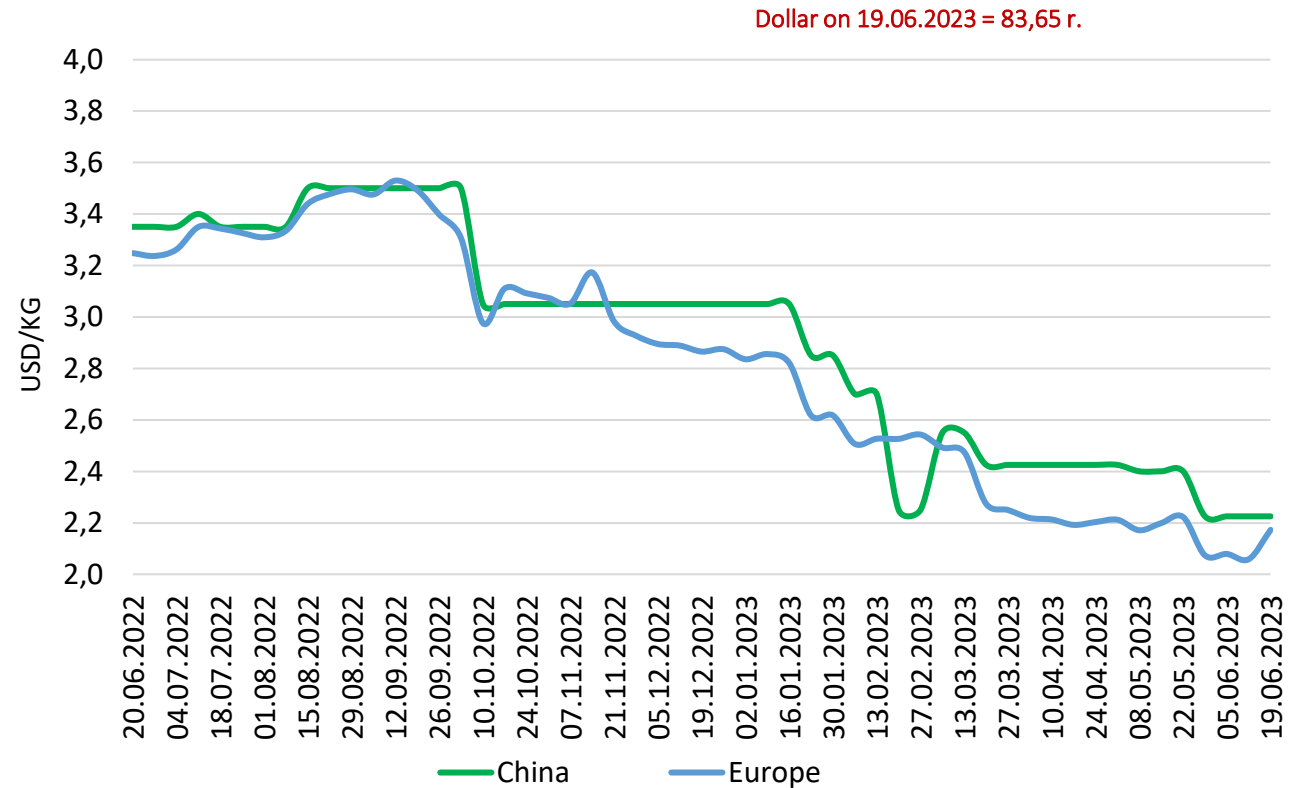
BETAINE

	Price change		
	WOW	MOM	YOY
Russia 2,32 USD/kg	↓ 1,1%	↓ 13,9%	↓ 52,9%
China 1,16 USD/kg	↑ 1,7%	↓ 3,8%	↓ 44,9%



TAURINE

	Price change		
	WOW	MOM	YOY
China 2,23 USD/kg	0%	↓ 7,3%	↓ 33,6%
Europe 2,17 USD/kg	↑ 5,5%	↓ 2,2%	↓ 33,1%



02

PRICES FOR FEED AMINO ACIDS IN RUSSIA



RUB/kg	Methionine			Threonine			Lysine HCL			Lysine sulfate 70%			Tryptophan			Valine			Arginine			Isoleucine			Betaine		
	min	max	avg	min	max	avg	min	max	avg	min	max	avg	min	max	avg	min	max	avg	min	max	avg	min	max	avg	min	max	avg
5 week 2023	180	270	235	110	160	136	140	200	168	100	170	124	500	779	637	260	400	313	374	500	431	633	730	693	125	257	202
6 week 2023	190	270	234	110	160	135	140	200	167	97	170	120	500	779	638	280	400	324	380	500	429	655	807	725	125	260	196
7 week 2023	190	270	235	110	170	138	140	200	166	97	170	120	500	779	638	280	390	318	393	500	435	655	764	704	125	255	196
8 week 2023	200	300	238	110	177	142	140	200	169	100	170	124	500	779	626	280	390	318	400	500	438	655	730	700	125	262	197
9 week 2023	183	282	235	110	177	142	140	190	167	103	160	118	500	779	640	280	390	322	400	557	454	655	819	727	125	276	199
10 week 2023	183	282	237	110	177	143	140	190	167	103	160	118	500	779	640	280	390	322	400	562	448	655	827	720	125	279	200
11 week 2023	183	270	236	110	170	140	140	185	164	103	145	116	500	775	655	280	382	318	400	510	429	655	730	711	125	281	200
12 week 2023	200	270	235	120	160	135	140	180	167	104	135	117	500	779	666	280	395	328	400	539	436	655	765	712	125	283	201
13 week 2023	180	270	230	110	150	134	140	180	167	104	131	112	500	779	666	280	395	328	413	532	470	655	764	716	125	283	201
14 week 2023	178	270	229	110	150	132	140	181	166	104	131	113	500	779	666	280	395	338	429	570	506	655	759	708	125	294	203
15 week 2023	178	260	225	110	150	131	140	187	166	104	131	113	500	800	668	280	395	338	445	580	513	655	761	709	125	305	206
16 week 2023	200	270	228	117	160	134	145	185	168	104	125	116	500	900	709	280	415	344	440	580	516	655	750	690	125	302	205
17 week 2023	200	270	230	117	170	137	145	190	169	104	135	118	600	900	734	290	415	352	440	580	515	655	750	690	125	297	204
18 week 2023	200	270	232	118	170	137	145	190	168	104	135	118	600	900	744	290	450	362	435	580	513	640	720	706	135	294	205
19 week 2023	200	270	233	120	170	138	150	190	169	104	135	119	600	900	735	295	500	386	415	580	499	619	684	653	145	280	202
20 week 2023	200	270	232	120	170	140	150	205	171	110	135	121	600	900	735	310	500	390	417	580	501	619	687	654	150	282	204
21 week 2023	210	270	238	125	190	153	150	205	174	113	135	122	620	900	738	330	590	422	432	580	510	619	711	662	160	292	216
22 week 2023	200	295	240	125	190	154	150	205	172	103	135	117	620	900	738	330	590	431	432	580	511	619	712	662	160	240	194
23 week 2023	200	295	239	125	190	153	150	205	172	95	135	107	650	900	752	382	700	478	437	580	514	619	780	701	160	243	194
24 week 2023	200	295	241	127	190	157	150	205	172	95	135	107	670	900	771	382	700	478	446	580	520	619	780	704	160	248	194
25 week 2023	225	295	250	135	180	156	150	200	175	100	145	118	670	900	774	400	705	515	452	580	524	619	800	722	160	251	194
WOW, %	12,5%	0,0%	3,6%	6,3%	-5,3%	-0,5%	0,0%	-2,4%	1,8%	5,3%	7,4%	10,2%	0,0%	0,0%	0,5%	4,7%	0,7%	7,9%	1,2%	0,0%	0,7%	0,0%	2,6%	2,5%	0,0%	1,2%	0,1%

Marketing research by FEEDLOT

MARKET ANALYSIS OF ESSENTIAL OILS IN RUSSIA



@FEEDLOT_RU

 FEEDLOT



This research is a marketing analysis of the market of essential oils in Russia. **FEEDLOT** analysts have analyzed the industry in the current economic situation.

Analysis period: 2017-2022

 FEEDLOT

Object of research: essential oils market in Russia

The report consists of 47 slides (*61 charts, 12 tables*).

Standard package – 49 000 rubles (*pdf report*).

Extended package – 69 000 rubles (*pdf report + excel data*)

Service period – 1 working day after payment.

 FEEDLOT

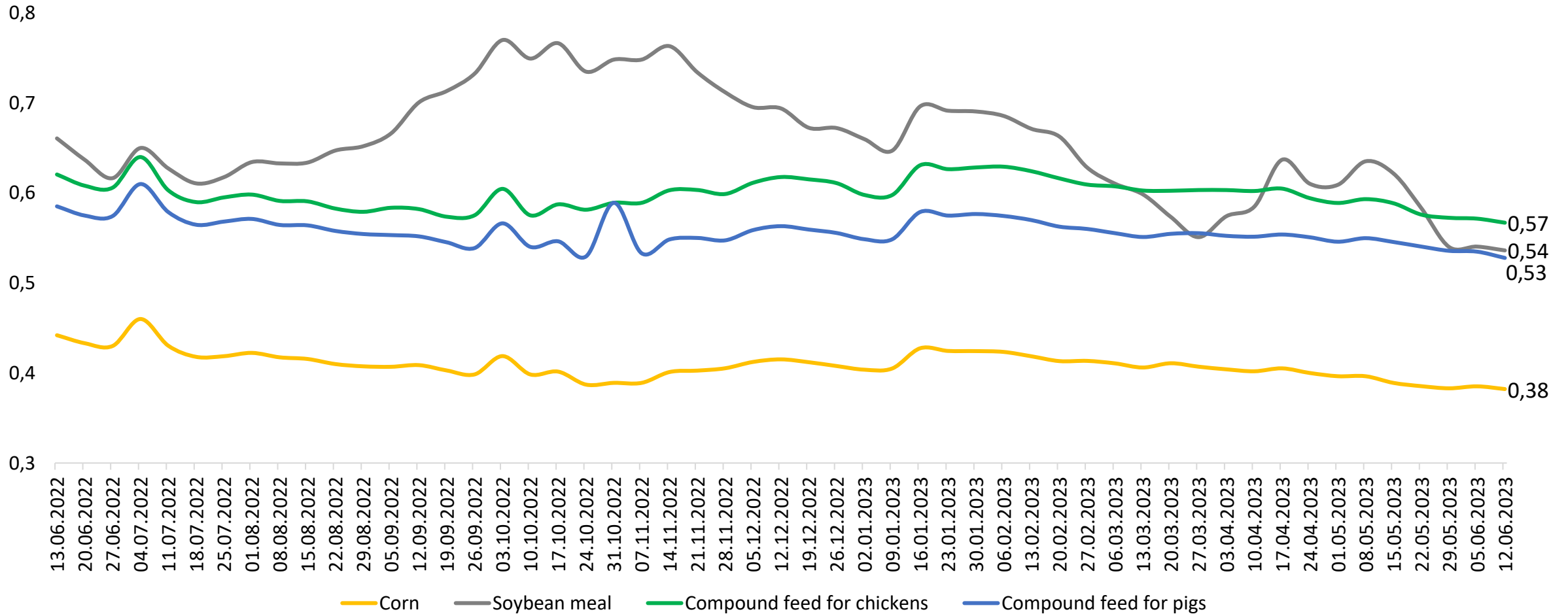
[DOWNLOAD A DEMOVERSION](#)

03

DYNAMICS OF FEED PRICES IN CHINA



Dynamics of producer prices for feed in China, USD/kg



Source: Ministry of Agriculture and Rural Affairs, China

04

DYNAMICS OF PRICES FOR GRAIN CROPS



SFD, RUB/kg (with VAT)

RUB/kg	3-grade wheat	4-grade wheat	5-grade wheat	Barley	Corn	Sunflower	Soybean meal
16 week 2023	14,5	13,5	12,5	11,4	11,0	24,6	33,6
17 week 2023	14,4	13,5	12,5	11,4	11,0	27,5	34,1
18 week 2023	14,5	13,5	12,5	11,4	11,0	27,5	34,1
19 week 2023	14,3	13,4	12,4	11,7	13,0	24,2	34,1
20 week 2023	14,3	13,4	12,4	11,7	13,0	24,2	34,1
21 week 2023	14,3	13,4	12,4	11,7	13,0	24,8	34,7
22 week 2023	14,3	13,4	12,4	11,7	13,0	24,8	34,7
23 week 2023	14,3	13,4	12,4	11,7	13,0	24,8	34,7
24 week 2023	14,3	13,4	12,4	11,7	13,0	24,8	34,7

CFD, RUB/kg (with VAT)

RUB/kg	3-grade wheat	4-grade wheat	5-grade wheat	Barley	Corn	Sunflower	Soybean meal
16 week 2023	10,5	8,0	7,7	8,3	8,8	24,2	30,8
17 week 2023	10,5	8,0	7,7	8,3	8,3	24,2	30,8
18 week 2023	10,5	8,0	7,7	8,3	8,3	24,2	30,8
19 week 2023	10,5	8,0	7,7	8,3	8,3	24,2	30,8
20 week 2023	10,5	8,0	7,7	8,3	8,3	24,2	30,8
21 week 2023	10,5	8,0	7,7	8,3	8,3	22,6	30,8
22 week 2023	10,5	8,0	7,7	8,3	8,3	22,6	30,8
23 week 2023	10,5	8,0	7,7	8,3	8,3	22,6	30,8
24 week 2023	10,5	8,0	7,7	8,3	8,3	22,6	30,8

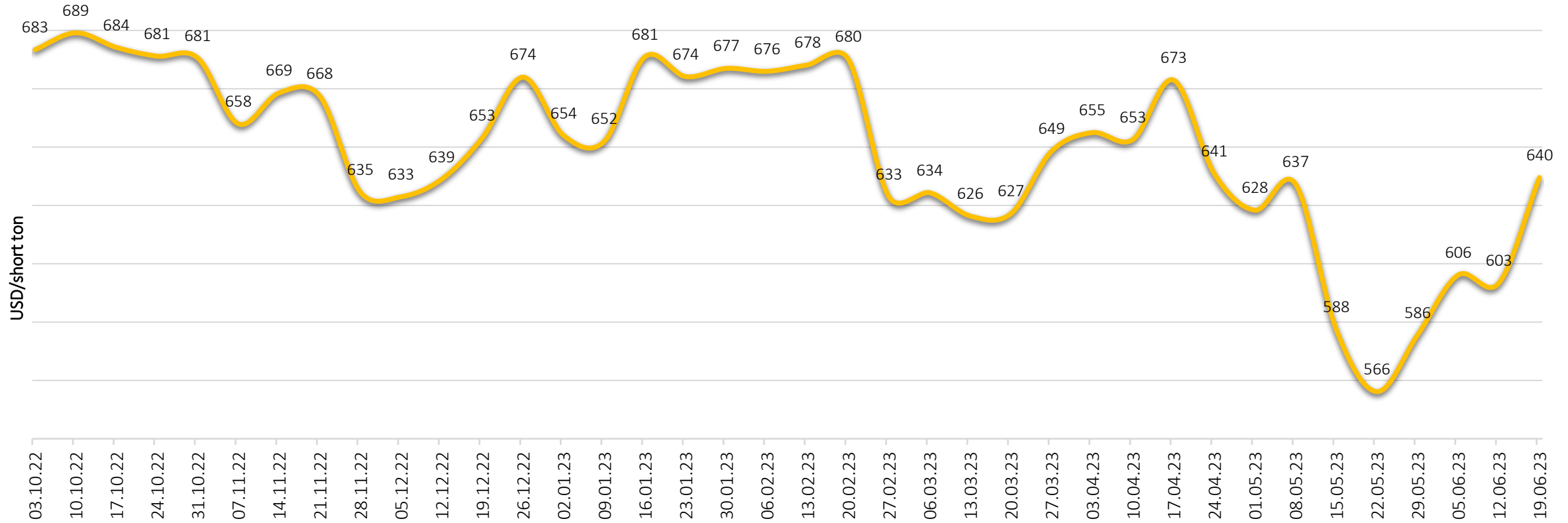
PFD, RUB/kg (with VAT)

RUB/kg	3-grade wheat	4-grade wheat	5-grade wheat	Barley	Corn	Sunflower	Soybean meal
16 week 2023	9,5	7,9	6,7	6,6	8,8	22,0	33,0
17 week 2023	9,0	7,9	6,6	6,6	8,8	22,0	33,0
18 week 2023	9,0	7,9	6,6	6,6	8,8	22,0	33,0
19 week 2023	8,8	7,5	6,6	6,8	8,8	22,0	33,0
20 week 2023	8,8	7,5	6,6	6,8	8,8	22,0	33,0
21 week 2023	9,9	7,7	6,6	6,8	9,0	23,7	33,0
22 week 2023	9,9	7,7	6,6	6,8	9,0	23,7	33,0
23 week 2023	9,9	7,7	6,6	6,8	9,0	23,7	33,0
24 week 2023	9,9	7,7	6,6	6,8	9,0	23,7	33,0

SFD, RUB/kg (with VAT)

RUB/kg	3-grade wheat	4-grade wheat	5-grade wheat	Barley	Sunflower	Soybean meal
16 week 2023	10,8	8,4	8,3	7,4	22,2	30,8
17 week 2023	10,8	8,4	8,3	7,4	21,7	30,8
18 week 2023	10,8	8,4	8,3	7,4	21,7	30,8
19 week 2023	10,8	8,4	8,3	7,4	23,1	30,8
20 week 2023	10,8	8,4	8,3	7,4	23,1	30,8
21 week 2023	10,8	8,4	8,3	7,4	23,1	34,1
22 week 2023	10,8	8,4	8,3	7,4	23,1	34,1
23 week 2023	10,8	8,4	8,3	7,4	23,1	34,1
24 week 2023	10,8	8,4	8,3	7,4	23,1	34,1

Short ton = 1 U.S. tonn = 20 short cwt = 2000 lb = 907,18474 kg



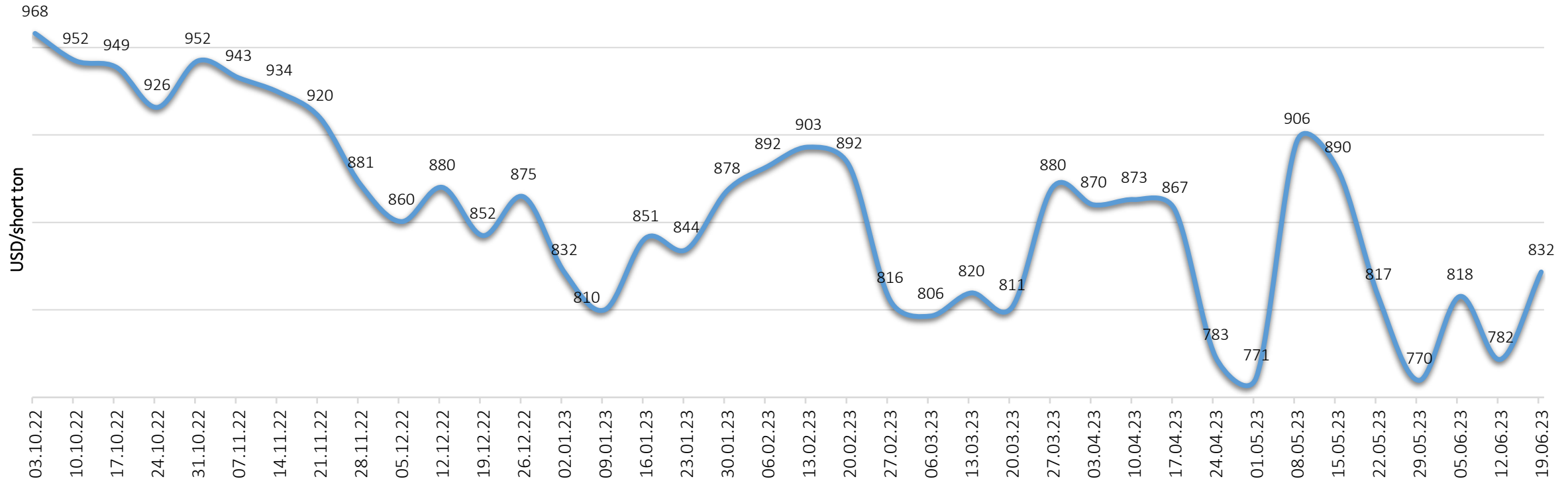
Source: Chicago Mercantile Exchange (www.cmegroup.com)

According to the Chicago Mercantile Exchange, futures on 19/6/23 for corn supplies reached 640 USD/short ton.

- For shipments in July 2023 – 639 USD/short ton
- For shipments in September 2023 – 586 USD/short ton
- For shipments in December 2023 – 570 USD/short ton



Short ton = 1 U.S. tonn = 20 short cwt = 2000 lb = 907,18474 kg



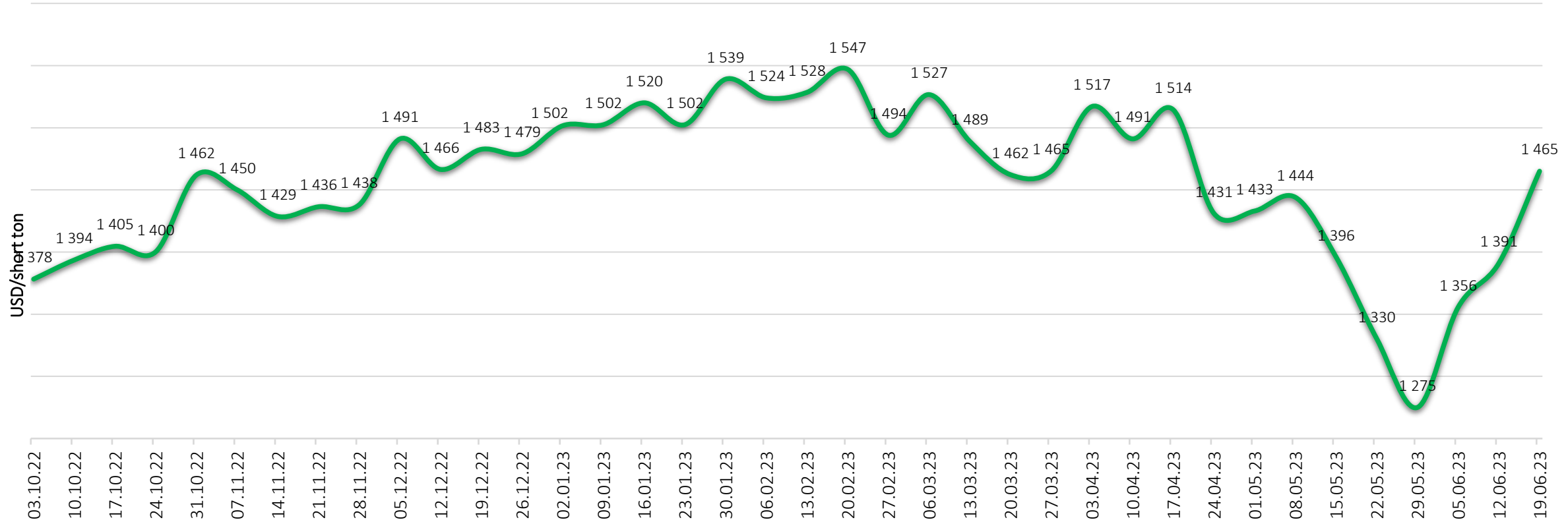
Source: Chicago Mercantile Exchange (www.cmegroup.com)

According to the Chicago Mercantile Exchange, futures on 19/6/23 for wheat supplies reached 832 USD/short ton.

- For shipments in July 2023 – 832 USD/short ton
- For shipments in September 2023 – 828 USD/short ton
- For shipments in December 2023 – 826 USD/short ton



Short ton = 1 U.S. tonn = 20 short cwt = 2000 lb = 907,18474 kg



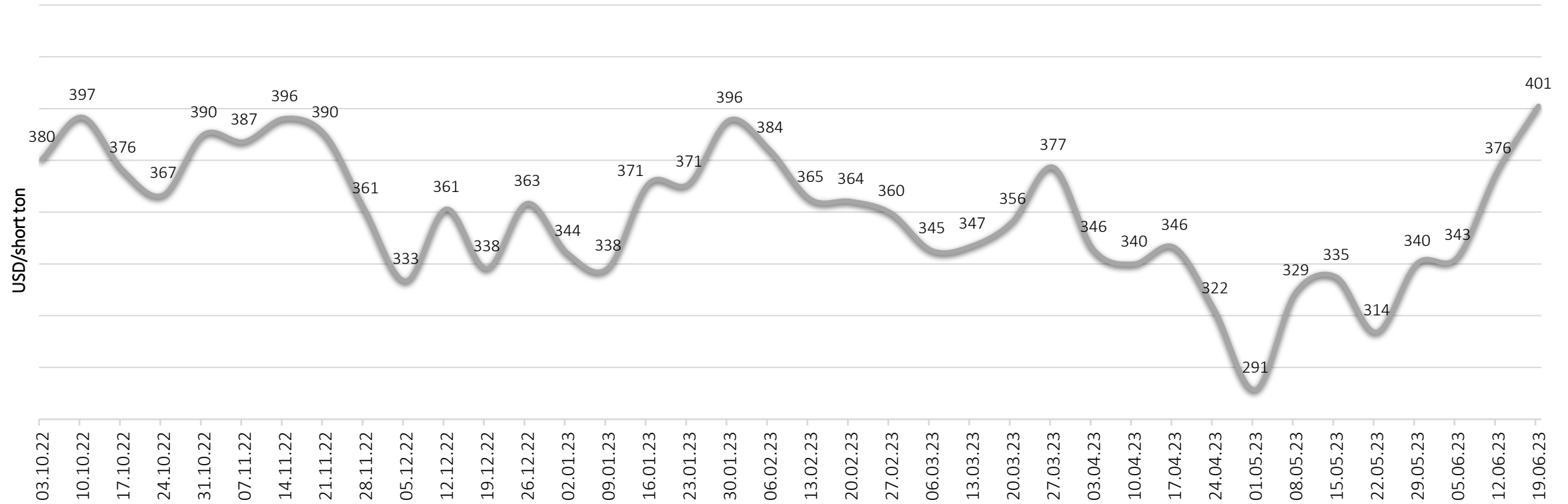
Source: Chicago Mercantile Exchange (www.cmegroup.com)

According to the Chicago Mercantile Exchange, futures on 19/6/23 for soybean supplies reached 1465 USD/short ton.

- For shipments in July 2023 – 1464 USD/short ton
- For shipments in August 2023 – 1397 USD/short ton
- For shipments in September 2023 – 1345 USD/short ton



Short ton = 1 U.S. ton = 20 short cwt = 2000 lb = 907,18474 kg



Source: Chicago Mercantile Exchange (www.cmegroup.com)

According to the Chicago Mercantile Exchange, futures on 19/6/23 for oat supplies reached 401 USD/short ton.

- For shipments in July 2023 – 401 USD/short ton
- For shipments in September 2023 – 398 USD/short ton



05

INDUSTRY NEWS OF THE WEEK



FEED AMINO ACID NEWS

- ✘ Krasnodar Krai: In addition to starch, the plant in Maryanskaya will produce fodder and amino acids
- ✘ Soybean prices will fall, resulting in lower demand for amino acids in feed
- ✘ Amino acid prices go down in Russia



FEEDLOT

News and Analytics of the Feed Market



Feed industry analytics

- Monitoring of prices for feed amino acids, vitamins and soybean meal
- Market review of feed additives, compound feeds, premixes, and grains
- Monthly selling prices of feed ingredients
- Analysis of feed markets in Russia, USA, Southeast Asia, European Union and Latin America
- Market research and mini-market reports, feed additives, enzymes and other feed ingredients
- Market forecasting
- Evaluation of new investment projects in the industry
- Interviews with leading livestock producers
- Business planning and marketing strategies
- Analysis of related industries



@FEEDLOT_RU